

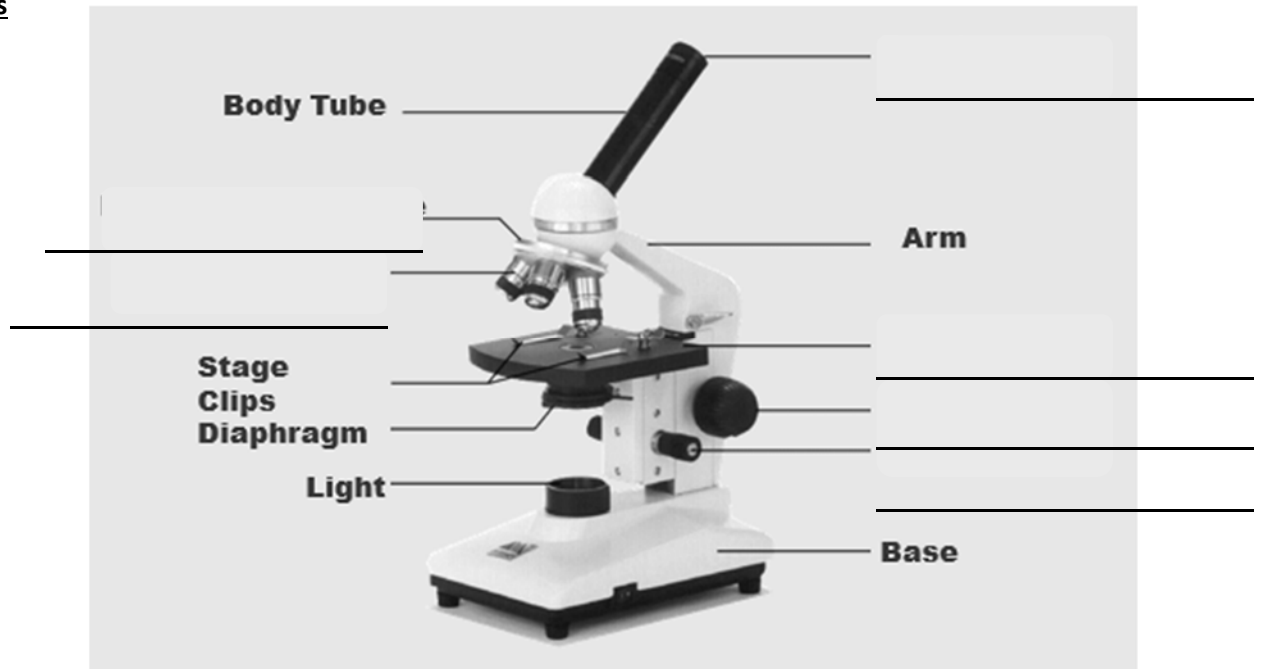
Topic 1: Microscopes & Types of Cells

Video #1 – The Microscope

Microscope Rules

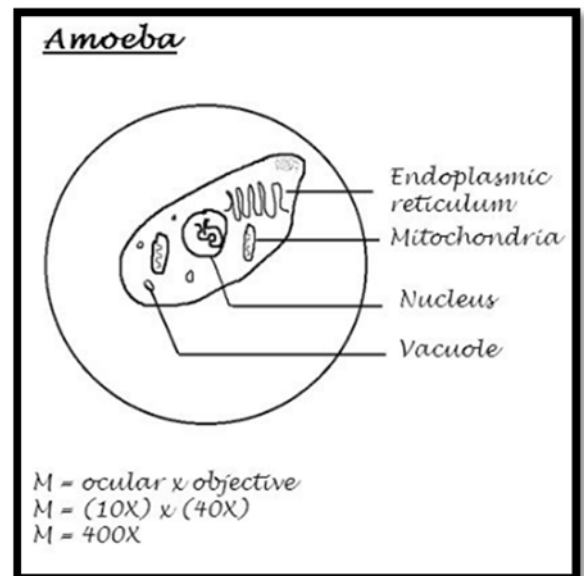
- Always carry with _____
- Do not _____ knobs
- Always store with cord _____ & on _____ power

Microscope Parts




Microscope Drawings

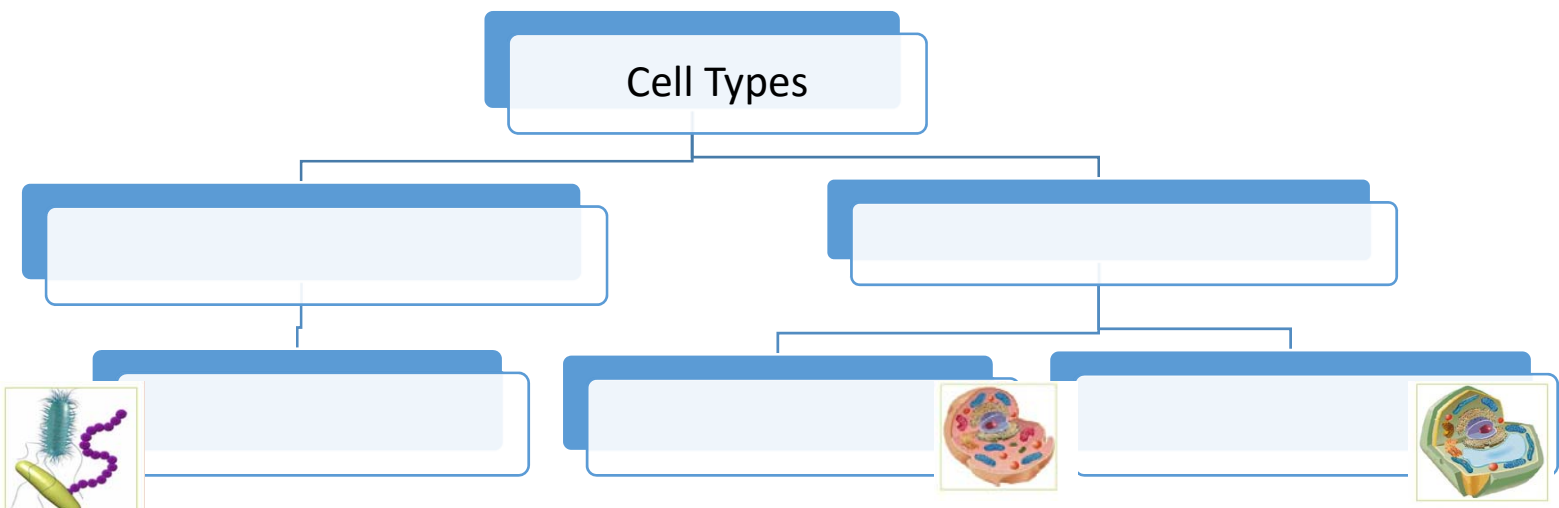
- _____ drawing in a _____
- _____ only – no _____
- _____ above circle
- _____ under the circle
 - Multiply the magnification of the _____ and the _____ to find the total power
- No _____ - use _____
- Include as much _____ as possible
- Labels on the _____ side using a _____



Cell Theory



Cell Types



Prokaryotic Cells (Prokaryotes)	Eukaryotic Cells (Eukaryotes)
<ul style="list-style-type: none"> • _____ • No _____ • _____ membrane- bound organelles • _____ • _____ celled organisms • _____ DNA • All prokaryotes are _____ • JOB – to _____ material 	<ul style="list-style-type: none"> • More _____ • Have a _____ • Have _____ bound organelles • _____ • _____ OR _____ cellular organisms • DNA inside _____ • _____ plant & animal cells • JOBS- too many to list. _____ • Examples: _____ • Compartmentalization

