


## EdPuzzle

- Go to EdPuzzle.com
- Click Login in top right corner

Log in

- Click Student



- Enter Username & Password

Username

Password

Log in

## LOGOUT

- Click on door in upper right corner



## How Do I Login & Logout?



## Mastery Check

- Go to [www.thatquiz.org](http://www.thatquiz.org)
- Enter the testcode
  - First code is on the desk in the middle of class

TestCode Enter

- Find your name in the drop down menu

Student

- Enter your password (LAST 3 numbers of your student number) and click OK

Password

OK

- If you need a second code you need to see Ms. Loree

## LOGOUT

- Close the page/website

## Edsby

- Go to [www.publicboard.edsby.com](http://www.publicboard.edsby.com)
- Enter your student number and school computer password

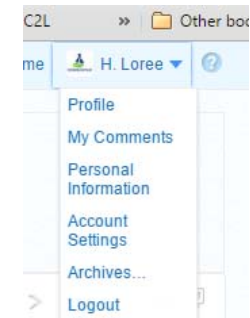
Username

Password

Log In

## LOGOUT

- Click on your name in the top right corner
- Click on Logout



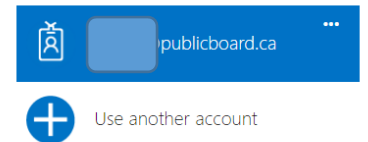
## OneNote

- Click the OneNote link on the class website ([lorescience.ca](http://lorescience.ca))

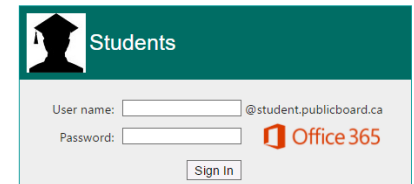
### OneNote Notebook Links:

- Period 3/4 Class Link
- Period 8/9 Class Link

- Click on your student number from the list



- Sign in using your student number and school computer password



## LOGOUT

- Click tiles in upper left corner

- Click OneNote

- Click Sign out in top right corner

More X

Sign out

