


EdPuzzle

- Go to EdPuzzle.com
- Click Login in top right corner

Log in

- Click Student



- Enter Username & Password

Username

Password

Log in

LOGOUT

- Click on door in upper right corner



How Do I Login & Logout?



Mastery Check

- Go to www.thatquiz.org
- Enter the testcode
 - First code is on the desk in the middle of class

TestCode Enter

- Find your name in the drop down menu

Student

- Enter your password (LAST 3 numbers of your student number) and click OK

Password

OK

- If you need a second code you need to see Ms. Loree

LOGOUT

- Close the page/website

Edsby

- Go to www.publicboard.edsby.com
- Enter your student number and school computer password

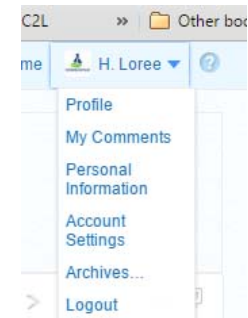
Username

Password

Log In

LOGOUT

- Click on your name in the top right corner
- Click on Logout



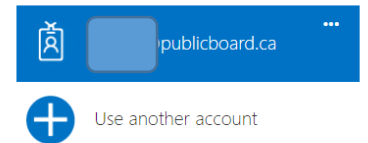
OneNote

- Click the OneNote link on the class website (lorescience.ca)

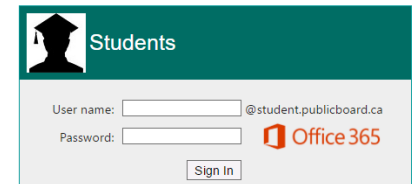
OneNote Notebook Links:

- Period 3/4 Class Link
- Period 8/9 Class Link

- Click on your student number from the list



- Sign in using your student number and school computer password



LOGOUT

- Click tiles in upper left corner

- Click OneNote

- Click Sign out in top right corner

More X

Sign out

